



SPE1000-2600 / SPE1000-3300 COMPACT IRONERS WITH FOLDER AND CROSS FOLDER Ø 1000 mm

FEATURES

SPE models are ironers that dries, irons and folds with a lengthwise and crosswise folder. They can be equipped with a stacker as option: 2 models available.

- Roll dimensions: working width 2m60 and 3m30, diameter 1000 mm.
- 1 or 2 working lanes: one for bedsheets and two lanes for table cloth and small pieces.
- Length fold (1 or 2 folds) and crossfold (up to 3 folds)
- Folding by photocells and compressed air.
- 2 types of stacker as option, with possibility to program the number of stacked items. The stacker can be located on either side to the machine.
- Frequency inverter.
- Feeding and ironing by Nomex quality belts.
- Panels in white painted steel.
- Polished steel roll with fingers guard.
- Touch screen control: programs can be created with speed control between 4 and 18 m/min and temperature.
- Big output capacity: depending on the residual moisture of the linen, up to 290 kg/h straight from a high spin washer extractor.
- Electric, gas or steam heating
- Two versions for gas heated models:
 - atmospheric burners
 - radiant burners : **25 % gas consumption savings and 25 % more production**
- Powerful exhaust system
- Compressed air connexion required: pressure 6,5 bar

OPTIONS

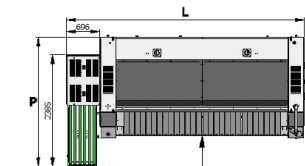
- 1 lane automatic clamp feeder with vacuum table
- Vacuum feeding table
- By-pass folder
- Rear exit with by-pass
- Motorized rear exit, height 850 mm
- Small pieces 2 lanes back collector + by-pass
- Small pieces 4 lanes back collector + by-pass
- Double air pressure in length folds for thicker linen
- Dirty or torn linen reject system
- Stacker compact or standard
- Other tension than 400V III+N 50 Hz



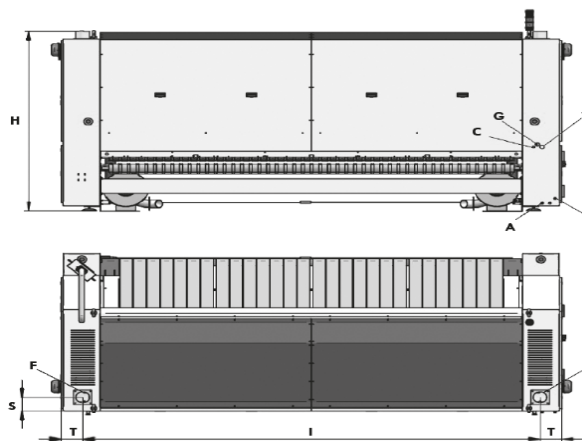
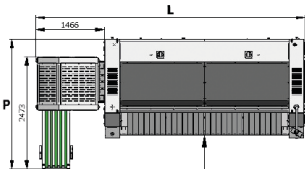
TECHNICAL DATA	UNIT.	SPE1000-2600	SPE1000-3300
GENERAL DATA			
Theoretical production (45 % humidity)	Kg/h	190 - 230	250 - 290
Ø roll	mm	1000	1000
Working width	mm	2.600	3.300
Height of feeding	mm	1.050	1.050
Ironing speed	m/min	4 - 18	4 - 18
Control type	-	Digital	Digital
No of programs	N°	20	20
Stacker	-	Option	Option
FOLDING			
1 lane - lengthfold	N°	1-2	1-2
1 lane - crossfold	N°	1-2-3	1-2-3
2 lanes - lengthfold	N°	1-2	1-2
2 lanes - crossfold	N°	1-2	1-2
POWER			
Electric heating	kW	90	90
Max. electric power electric heating	kW	93,9	93,9
Gas heating (natural / LPG)	kW	120,90 / 121,30	155,70 / 159,10
Max. electric power gas heating	kW	3,9	3,9
Steam heating	kW	120	150
Max. electric power steam heating	kW	3,9	3,9
CONNECTIONS			
Ø Gas inlet	BSP	1"	1"
Ø Steam inlet	BSP	1-1/4"	1-1/4"
Ø Condensed (steam models)	BSP	1"	1"
Ø Air inlet	mm	12	12
DIMENSIONS / PACKING DIMENSIONS			
Net width / gross width	mm	3.718 / 3.800	4.418 / 4.500
Net depth / gross depth	mm	2.300 / 2.350	2.33 / 2.350
Net height / gross height	mm	2.260 / 2.380	2.260 / 2.380
Net weight / gross weight	kg	4.100 / 4.650	4.700 / 5.350
Volume	m3	19,33 / 21,25	22,96 / 25,17
OTHERS			
No fume outlet	No	2	2
Ø fume outlet	mm	160	160
Extraction rate	m3/h	2 x 1000	2 x 1000
Compressed air consumption (6,5 bar)	NI/h	21.000	21.000
Sound level	dB	70	70

*50 % residual moisture, cotton 140 gr/m² cotton, 100 % roll use

Compact stacker
(roll-off)



Standard side
stacker



- A. Compressed air inlet
- C. Condensed discharge (steam model)
- E. Electrical connection
- F. Fumes extraction
- G. Gas inlet
- V. Steam inlet

Compact stacker (roll-off)

Standard stacker

	L	P		L	P
SPE1000-2600	4.425	2.385	SPE1000-2600	5.105	2.476
SPE1000-3300	5.125	2.385	SPE1000-3300	5.805	2.476

	H	I	T	S	A	C	E	F	G	V	W
SPE1000-2600	2.247	1.196	1.208	345	Ø 12	1"	5G4	Ø 160	1"	1-1/4"	800
SPE1000-3300	2.247	1.896	1.208	345	Ø 12	1"	5G4	Ø 160	1"	1-1/4"	800

