



# SPE600-2600 / SPE600-3300 COMPACT IRONERS WITH FOLDER AND CROSS FOLDER Ø 600 mm

## FEATURES

SPE models are ironers that dries, irons and folds with a lengthwise and crosswise folder. They can be equipped with a stacker as option: 2 models available.

- Roll dimensions: working width 2m60 and 3m30, diameter 600 mm.
- 1 or 2 working lanes: one for bedsheets and two lanes for table cloth and small pieces.
- Length fold (1 or 2 folds) and crossfold (up to 3 folds)
- Folding by photocells and compressed air.
- 2 types of stacker as option, with possibility to program the number of stacked items. The stacker can be located on either side to the machine.
- Frequency inverter.
- Feeding and ironing by Nomex quality belts.
- Panels in white painted steel.
- Polished steel roll with fingers guard.
- Touch screen control: programs can be created with speed control between 3 and 10 m/min and temperature.
- Big output capacity: depending on the residual moisture of the linen, up to 140 kg/h straight from a high spin washer extractor.
- Electric, gas or steam heating
- Powerful exhaust system
- Compressed air connexion required: pressure 6,5 bar

## OPTIONS

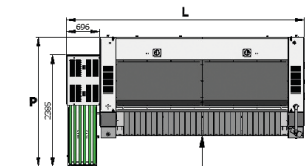
- 1 lane automatic clamp feeder with vacuum table
- Vacuum feeding table
- By-pass folder
- Rear exit with by-pass
- Motorized rear exit, height 850 mm
- Small pieces 2 lanes back collector + by-pass
- Small pieces 4 lanes back collector + by-pass
- Double air pressure in length folds for thicker linen
- Dirty or torn linen reject system
- Stacker compact or standard
- Other tension than 400V III+N 50 Hz



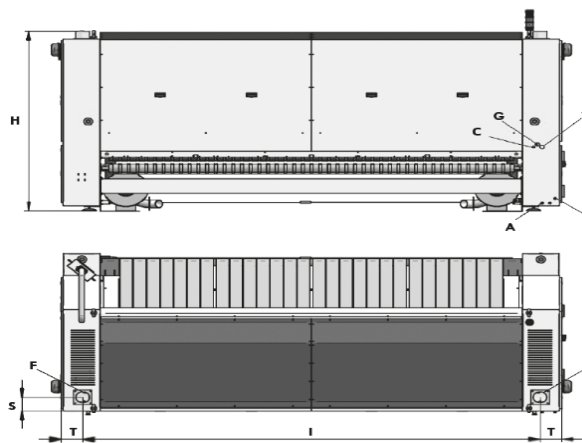
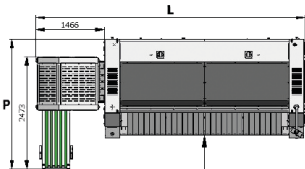
TECHNICAL DATA	UNIT.	SPE600-2600	SPE600-3300
<b>GENERAL DATA</b>			
Theoretical production (45 % humidity)	Kg/h	75 - 105	110 - 140
Ø roll	mm	600	600
Working width	mm	2.600	3.300
Height of feeding	mm	1.050	1.050
Ironing speed	m/min	3 - 10	3 - 10
Control type	-	Digital	Digital
No of programs	N°	20	20
Stacker	-	Option	Option
<b>FOLDING</b>			
1 lane - lengthfold	N°	1-2	1-2
1 lane - crossfold	N°	1-2-3	1-2-3
2 lanes - lengthfold	N°	1-2	1-2
2 lanes - crossfold	N°	1-2	1-2
<b>POWER</b>			
Electric heating	kW	54	54
Max. electric power electric heating	kW	57,1	57,1
Gas heating (natural / LPG)	kW	63,30 / 67,40	80,30 / 86.30
Max. electric power gas heating	kW	3,1	3,1
Steam heating	kW	55	75
Max. electric power steam heating	kW	3,1	3,1
<b>CONNECTIONS</b>			
Ø Gas inlet	BSP	1"	1"
Ø Steam inlet	BSP	1"	1"
Ø Condensed (steam models)	BSP	1/2"	1/2"
Ø Air inlet	mm	12	12
<b>DIMENSIONS / PACKING DIMENSIONS</b>			
Net width / gross width	mm	3.718 / 3.800	4.418 / 4.500
Net depth / gross depth	mm	2.165 / 2.210	2.165 / 2.210
Net height / gross height	mm	1.880 / 1.970	1.880 / 2.130
Net weight / gross weight	kg	2.750 / 3.200	3.200 / 4.550
Volume	m3	15,13 / 17,89	17,98 / 21,18
<b>OTHERS</b>			
No fume outlet	No	2	2
Ø fume outlet	mm	120	120
Extraction rate	m3/h	2 x 1000	2 x 1000
Compressed air consumption (6,5 bar)	NI/h	15.000	15.000
Sound level	dB	70	70

\*50 % residual moisture, cotton 140 gr/m<sup>2</sup> cotton, 100 % roll use

Compact stacker  
(roll-off)



Standard side  
stacker



- A. Compressed air inlet
- C. Condensed discharge (steam model)
- E. Electrical connection
- F. Fumes extraction
- G. Gas inlet
- V. Steam inlet

Compact stacker (roll-off)

Standard stacker

	L	P		L	P
SPE600-2600	4.425	2.385	SPE600-2600	5.105	2.476
SPE600-3300	5.125	2.385	SPE600-3300	5.805	2.476

	H	I	T	S	A	C	E	F	G	V	W
SPE600-2600	1.867	1.196	1.208	478	Ø 12	1/2"	5G4	Ø 120	1"	1"	765
SPE600-3300	1.867	1.896	1.208	478	Ø 12	1/2"	5G4	Ø 120	1"	1"	765

